


Mutual Aid Box Alarm System

Wisconsin Divisions Training Seminar

April 12, 2007



Seminar Goals & Objectives

- Provide overview of MABAS organization.
- Provide overview of MABAS procedures.
 - Requesting Box Alarm
 - Radio Procedures
 - Response Procedures
- Table-top Practice of MABAS procedures.
- Prepare your Division(s) for MABAS operations.



What is MABAS?

- An association of over 1600 fire departments federated together through signed agreements to provide fire service related mutual aid.
- Members include fire departments in:
 - Illinois
 - Wisconsin
 - Missouri
 - Indiana
 - Iowa





Mission of MABAS

- The primary purpose of the Mutual Aid Box Alarm System is to coordinate the effective and proficient provision of fire service mutual aid during:

Major Emergencies

Natural Disasters

Man-Made Catastrophes





MABAS History


- Organized in 1968 in Chicago suburbs.
- System based roughly on Chicago's street box alarm system which dates to the 1850's.
- Gradually grew to approximately 32 Illinois Divisions and 2 Wisconsin Divisions pre 9-11-01.
- Rapid growth post 9-11-01.
- Is being used as a national model for public safety mutual aid.



MABAS Provides

- Immediate assistance of personnel and equipment to major incidents and disasters.
- Response teams of Firefighters, Emergency Medical, Hazardous Materials, Technical Rescue & Divers.
- Access to specialized equipment.
- A contractual agreement covering responsibilities and liabilities for all members.





Additionally:

- Standardized policies for mutual aid responses:
 - Communications
 - Box Alarm Cards
 - Incident Management System
 - Personnel Accountability



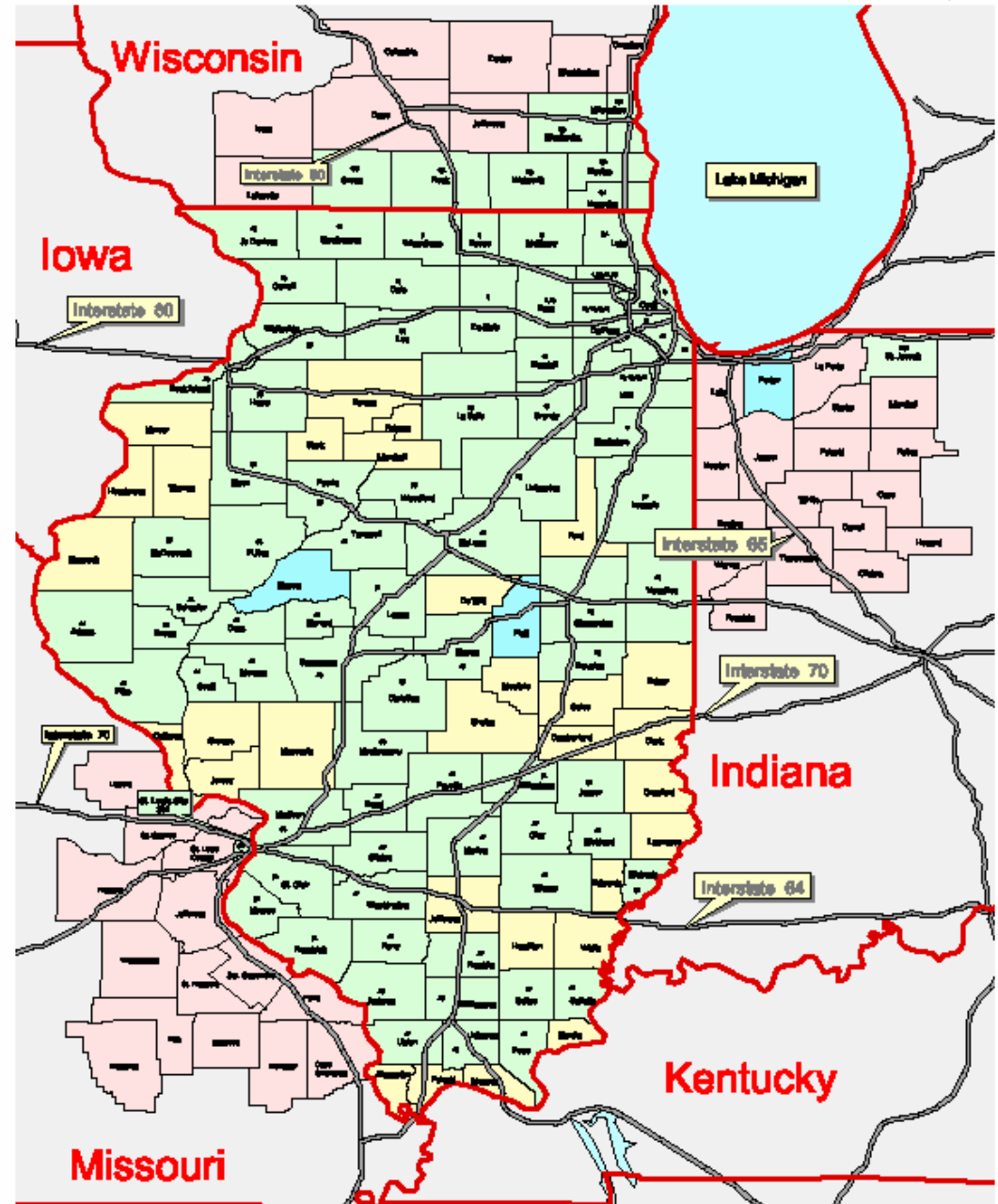


Examples of MABAS Divisions

MABAS DIVISION ACTIVITY

- CURRENT MABAS DIVISION
- INQUIRIES TO JOIN MABAS DIVISION


FEBRUARY 2006





Incident Management

In order to establish a standardized system for management of MABAS incidents, the MABAS Executive Board has adopted the National Incident Management System (NIMS) as the standard operating procedures for all MABAS members.



Accountability

It is the policy of MABAS to account for the location and safety of all personnel within the

EMERGENCY INCIDENT


by using the

PASSPORT

ACCOUNTABILITY


SYSTEM





Box Alarm Cards


- Prepared by each member Fire Department
 - Structure Fire, Tender, Brush Fire, EMS, Specialized Rescue, Target Hazard
 - Can be assigned based on geographic area or for a specific target hazard (school, nursing home, hospital, industry)
 - Provides for change-of-quarters reserve companies for the stricken department.
 - Are distributed to all surrounding departments and dispatch centers.



Standard Card Lay-out

- Top Section – Box Card Information

DEPARTMENT NAME:	BOX ALARM TYPE: STRUCTURE FIRE	EFFECTIVE DATE:	MABAS DIVISION:
BOX ALARM #:	LOCATION OR AREA:	AUTHORIZED SIGNATURE:	



Standard Lay-out

- Fourth Section – Interdivisional Preferences

INTERDIVISIONAL REQUEST	1 ST CHOICE	2 ND CHOICE	3 RD CHOICE
INFORMATION:			

- Fifth Section – Miscellaneous Information



Structure Fire

DEPARTMENT NAME:	BOX ALARM TYPE: STRUCTURE FIRE	EFFECTIVE DATE:	MABAS DIVISION:
BOX ALARM #:	LOCATION OR AREA:	AUTHORIZED SIGNATURE:	


LOCAL DISPATCH AREA:

ALARM LEVEL	ENGINES	TENDERS	TRUCKS	SQUADS	EMS	CHIEFS	SPECIAL EQUIPMENT	CHANGE OF QUARTERS (STA #)
STILL								

MABAS BOX ALARM:

ALARM LEVEL	ENGINES	TENDERS	TRUCKS	SQUADS	EMS	CHIEFS	SPECIAL EQUIPMENT	CHANGE OF QUARTERS (STA #)
BOX								
2 ND								
3 RD								
4 TH								
5 TH								
6 TH								
7 TH								
INTERDIVISIONAL REQUEST	1 ST CHOICE		2 ND CHOICE		3 RD CHOICE			

INFORMATION:



Brush Fire

DEPARTMENT NAME:	BOX ALARM TYPE: BRUSH FIRE	EFFECTIVE DATE:	MABAS DIVISION:
BOX ALARM #:	LOCATION OR AREA:	AUTHORIZED SIGNATURE:	


LOCAL DISPATCH AREA:

ALARM LEVEL	ENGINES	TENDERS	BRUSH TRUCKS	SQUADS	EMS	CHIEFS	SPECIAL EQUIPMENT	CHANGE OF QUARTERS (STA #)
STILL								

MABAS BOX ALARM:

ALARM LEVEL	ENGINES	TENDERS	BRUSH TRUCKS	SQUADS	EMS	CHIEFS	SPECIAL EQUIPMENT	CHANGE OF QUARTERS (STA #)
BOX								
2 ND								
3 RD								
4 TH								
5 TH								
6 TH								
7 TH								
INTERDIVISIONAL REQUEST	1 ST CHOICE		2 ND CHOICE		3 RD CHOICE			

INFORMATION:



EMS/Life Safety

DEPARTMENT NAME:	BOX ALARM TYPE: LIFE SAFETY	EFFECTIVE DATE:	MABAS DIVISION:
BOX ALARM #:	LOCATION OR AREA:	AUTHORIZED SIGNATURE:	

LOCAL DISPATCH AREA:

ALARM LEVEL	ENGINES	TRUCKS	SQUADS	AMBULANCES	CHIEFS	SPECIAL EQUIPMENT	CHANGE OF QUARTERS (STA #)
STILL							

MABAS BOX ALARM:

ALARM LEVEL	ENGINES	TRUCKS	SQUADS	AMBULANCES	CHIEFS	SPECIAL EQUIPMENT	CHANGE OF QUARTERS (STA #)
BOX							
2 ND							
3 RD							
4 TH							
5 TH							
6 TH							
7 TH							
INTERDIVISIONAL REQUEST	1 ST CHOICE		2 ND CHOICE		3 RD CHOICE		

INFORMATION:



Haz-Mat

DEPARTMENT NAME:	BOX ALARM TYPE: HAZARDOUS MATERIALS	EFFECTIVE DATE:	MABAS DIVISION:
BOX ALARM #:	LOCATION OR AREA:	AUTHORIZED SIGNATURE:	


LOCAL DISPATCH AREA:

ALARM LEVEL	ENGINES	TRUCKS	SQUADS	EMS	HAZ-MAT TECHS/TEAMS	CHIEFS	SPECIAL EQUIPMENT	CHANGE OF QUARTERS (STA #)
STILL								

MABAS BOX ALARM:

ALARM LEVEL	ENGINES	TRUCKS	SQUADS	EMS	HAZ-MAT TECH/TEAMS	CHIEFS	SPECIAL EQUIPMENT	CHANGE OF QUARTERS (STA #)
BOX								
2 ND								
3 RD								
4 TH								
5 TH								
6 TH								
7 TH								
INTERDIVISIONAL REQUEST	1 ST CHOICE		2 ND CHOICE			3 RD CHOICE		

INFORMATION:



Technical Rescue

DEPARTMENT NAME:	BOX ALARM TYPE: TECHNICAL RESCUE (IDENTIFY NATURE)	EFFECTIVE DATE:	MABAS DIVISION:
BOX ALARM #:	LOCATION OR AREA:	AUTHORIZED SIGNATURE:	


LOCAL DISPATCH AREA:

ALARM LEVEL	ENGINES	TRUCKS	SQUADS	EMS	TRS TECHS/TEAMS	CHIEFS	SPECIAL EQUIPMENT	CHANGE OF QUARTERS (STA #)
STILL								

MABAS BOX ALARM:

ALARM LEVEL	ENGINES	TRUCKS	SQUADS	EMS	TRS TECH/TEAMS	CHIEFS	SPECIAL EQUIPMENT	CHANGE OF QUARTERS (STA #)
BOX								
2 ND								
3 RD								
4 TH								
5 TH								
6 TH								
7 TH								
INTERDIVISIONAL REQUEST	1 ST CHOICE		2 ND CHOICE			3 RD CHOICE		

INFORMATION:



Water Rescue/Dive

DEPARTMENT NAME:	BOX ALARM TYPE: WATER RESCUE (ICE OR OPEN WATER)	EFFECTIVE DATE:	MABAS DIVISION:
BOX ALARM #:	LOCATION OR AREA:	AUTHORIZED SIGNATURE:	

LOCAL DISPATCH AREA:

ALARM LEVEL	ENGINES	SQUADS	BOATS	EMS	DIVE TECHS/TEAMS	CHIEFS	SPECIAL EQUIPMENT	CHANGE OF QUARTERS (STA #)
STILL								

MABAS BOX ALARM:

ALARM LEVEL	ENGINES	SQUADS	BOATS	EMS	DIVE TECH/TEAMS	CHIEFS	SPECIAL EQUIPMENT	CHANGE OF QUARTERS (STA #)
BOX								
2 ND								
3 RD								
4 TH								
5 TH								
6 TH								
7 TH								
INTERDIVISIONAL REQUEST	1 ST CHOICE		2 ND CHOICE			3 RD CHOICE		

INFORMATION:

DEPARTMENT NAME: Cudahy	BOX ALARM TYPE: STRUCTURE FIRE	EFFECTIVE DATE: May 10, 2006	MABAS DIVISION: 107
BOX ALARM #: 14-1	LOCATION OR AREA: Cudahy	AUTHORIZED SIGNATURE:	

LOCAL DISPATCH AREA:

ALARM LEVEL	ENGINES	TENDERS	TRUCKS	SQUADS	EMS	CHIEFS	SPECIAL EQUIPMENT	CHANGE OF QUARTERS (STA #)
STILL	Cudahy 1462 Cudahy 1463							
Full Assignment	Cudahy 1461 St. Francis Oak Creek 440th		Cudahy 1474 S. Milwaukee		Cudahy 1488 Cudahy 1487	Cudahy S. Milwaukee St. Francis Oak Creek	Command 1489	St. Francis on call their station S. Milwaukee on call their station

MABAS BOX ALARM:

ALARM LEVEL	ENGINES	TENDERS	TRUCKS	SQUADS	EMS	CHIEFS	SPECIAL EQUIPMENT	CHANGE OF QUARTERS (STA #)
BOX	Greenfield Greendale		Franklin			Greendale	Milwaukee Fire Bell Milw. Co. Bus (Cold Weather)	West Allis Ladder (2) Wauwatosa Engine (1) Wauwatosa Chief (1)
2ND	Wauwatosa Hales Corner		West Allis			Wauwatosa	Milwaukee County Command Post	Mount Pleasant Engine (2) North Shore Ladder (2) Sturtevant Engine(1)
3RD	Sturtevant Mount Pleasant		North Shore					Pleasant Prairie Engine (2) Brookfield Ladder (2)
4TH	Pleasant Prairie Milwaukee		Brookfield					Elm Grove Engine (1) Pewaukee Engine (1) New Berlin Ladder (2)
5TH	Elm Grove Pewaukee		New Berlin					St. Francis on call their station S. Milwaukee on call their station
6TH								
7TH								
INTERDIVISIONAL REQUEST	1ST CHOICE Division 102		2ND CHOICE Division 101		3RD CHOICE Division 103			

INFORMATION:

Change of quarters (1) = 4626 S. Packard Ave. (One Block North of Layton Ave. & Packard Ave.) MABAS Knox Box at front door.
Change of quarters (2) = 3115 E. Ramsey Ave. (Corner of Barland Ave. & Ramsey Ave.) MABAS Knox Box at front door.

DEPARTMENT NAME: Wauwatosa	BOX ALARM TYPE: STRUCTURE FIRE	EFFECTIVE DATE: 5-1-06	MABAS DIVISION: 107
BOX ALARM #: 501	LOCATION OR AREA: Wauwatosa: South of North Avenue	AUTHORIZED SIGNATURE:	

LOCAL DISPATCH AREA:

ALARM LEVEL	ENGINES	TRUCKS	EMS	CHIEFS	SPECIAL EQUIPMENT	CHANGE OF QUARTERS (STA #)
Full Assignment	Tosa Engine Tosa Engine	Tosa Ladder	Tosa Rescue	Tosa Car-2		none
1 st . Alarm	Tosa Engine West Allis	Elm Grove	Tosa Meds	Tosa Support West Allis	Tosa R-33	*Command must authorize: City Brookfield Engine (2) North Shore Truck (3) Greenfield Engine (1)

MABAS BOX ALARM:

ALARM LEVEL	ENGINES	TRUCKS	EMS	CHIEFS	SPECIAL EQUIPMENT	CHANGE OF QUARTERS (STA #)
BOX	Tosa Engine City Brookfield	North Shore	Tosa Rescue	Tosa FD Staff City Brookfield	Private Ambulance County Bus	Butler Engine (2) Town of Brook. Truck (3)
2 ND	Greenfield Butler	Town of Brook.		North Shore	Milw. Fire Bell	Hales Corners Engine (2) Greendale Engine (1) West Allis Truck (3)
3 RD	Hales Corners Greendale	West Allis	Elm Grove	Greenfield	Oak Creek C.P.	St. Francis Engine (1) New Berlin Engine (2) Oak Creek Truck (3)
4 TH	St. Francis New Berlin	Oak Creek		New Berlin	Emerg. Gov.	Waukesha Engine (1) Meno. Falls Engine (2) South Milw. Truck (3)
5 TH	Waukesha Meno. Falls	South Milw.	Tess Corners	Oak Creek		North Shore Engine (1) Cudahy Engine (2) Pewaukee Truck (3)
INTERDIVISIONAL REQUEST	1ST CHOICE Division 102			2ND CHOICE Division 106		3RD CHOICE Division 101

INFORMATION: Change of quarters:

- (1) = 1463 Underwood Ave. MABAS Knox Box at front south door. Change of quarters
- (2) = 4187 North Mayfair Road MABAS Knox Box at front door. Change of quarters
- (3) = 10525 Watertown Plank Road. MABAS Knox Box at front door.

DEPARTMENT NAME: Cudahy	BOX ALARM TYPE: LIFE SAFETY	EFFECTIVE DATE: May 10, 2006	MABAS DIVISION: 107
BOX ALARM #: 14-2	LOCATION OR AREA: Cudahy	AUTHORIZED SIGNATURE:	

LOCAL DISPATCH AREA:

ALARM LEVEL	ENGINES	TRUCKS	SQUADS	AMBULANCES	CHIEFS	SPECIAL EQUIPMENT	CHANGE OF QUARTERS (STA #)
STILL			Cudahy 1488 Cudahy 1487				St. Francis on call their station S. Milwaukee on call their station
Level 1	Cudahy 1461		Med 10 Saint Francis Oak Creek		Cudahy on Duty Officer	Flight For Life (Standby)	

MABAS BOX ALARM: Alert Paramedic Base / Emergency Government

ALARM LEVEL	ENGINES	TRUCKS	SQUADS	AMBULANCES	CHIEFS	SPECIAL EQUIPMENT	CHANGE OF QUARTERS (STA #)
BOX	Cudahy 1462 Cudahy 1463	Cudahy 1474		Greenfield (BLS) Franklin (BLS) Milw. Med (ALS)	Cudahy	Command 1489	Med 9 on call their station
2 ND				Greendale (BLS) Oak Creek (BLS) Med 11 (ALS)		Airport Rescue 9	Milwaukee Med on call their station
3 RD				Wauatosa (BLS) West Allis (BLS) Milw. Med (ALS)		Milwaukee County Command Post Milw. Co. Bus	
4 TH				Hales Corners (BLS) South Milwaukee (BLS) Bell 3 (BLS)			
5 TH				Bell – 2 (BLS) Curtis – 5 (BLS) Paratech – 5 (BLS)			
6 TH							
7 TH							
INTERDIVISIONAL REQUEST	1ST CHOICE		2ND CHOICE		3RD CHOICE		

INFORMATION:

Change of quarters (1) = 4626 S. Packard Ave. (One Block North of Layton Ave. & Packard Ave.) MABAS Knox Box inside front door.
Change of quarters (2) = 3115 E. Ramsey Ave. (Corner of Barland Ave. & Ramsey Ave.) MABAS Knox Box at front door.

DEPARTMENT NAME: Cudahy	BOX ALARM TYPE: LIFE SAFETY	EFFECTIVE DATE: May 10, 2006	MABAS DIVISION: 107
BOX ALARM #: 14-2	LOCATION OR AREA: Cudahy	AUTHORIZED SIGNATURE:	

LOCAL DISPATCH AREA:

ALARM LEVEL	ENGINES	TRUCKS	SQUADS	AMBULANCES	CHIEFS	SPECIAL EQUIPMENT	CHANGE OF QUARTERS (STA #)
STILL			Cudahy 1488 Cudahy 1487				St. Francis on call their station S. Milwaukee on call their station
Level 1	Cudahy 1461		Med 10 Saint Francis Oak Creek		Cudahy on Duty Officer	Flight For Life (Standby)	

MABAS BOX ALARM: Alert Paramedic Base / Emergency Government

ALARM LEVEL	ENGINES	TRUCKS	SQUADS	AMBULANCES	CHIEFS	SPECIAL EQUIPMENT	CHANGE OF QUARTERS (STA #)
BOX	Cudahy 1462 Cudahy 1463	Cudahy 1474		Greenfield (BLS) Franklin (BLS) Milw. Med (ALS)	Cudahy	Command 1489	Med 9 on call their station
2 ND				Greendale (BLS) Oak Creek (BLS) Med 11 (ALS)		Airport Rescue 9	Milwaukee Med on call their station
3 RD				Wauatosa (BLS) West Allis (BLS) Milw. Med (ALS)		Milwaukee County Command Post Milw. Co. Bus	
4 TH				Hales Corners (BLS) South Milwaukee (BLS) Bell 3 (BLS)			
5 TH				Bell – 2 (BLS) Curtis – 5 (BLS) Paratech – 5 (BLS)			
6 TH							
7 TH							
INTERDIVISIONAL REQUEST	1ST CHOICE		2ND CHOICE		3RD CHOICE		

INFORMATION:

Change of quarters (1) = 4626 S. Packard Ave. (One Block North of Layton Ave. & Packard Ave.) MABAS Knox Box inside front door.
Change of quarters (2) = 3115 E. Ramsey Ave. (Corner of Barland Ave. & Ramsey Ave.) MABAS Knox Box at front door.

DEPARTMENT NAME: Wauwatosa	BOX ALARM TYPE: MASS CASUALTY	EFFECTIVE DATE: 5-1-06	MABAS DIVISION: 107
BOX ALARM #: 510	LOCATION OR AREA: Wauwatosa	AUTHORIZED SIGNATURE:	

LOCAL DISPATCH AREA:

ALARM LEVEL	ENGINES	TRUCKS	EMS	CHIEFS	SPECIAL EQUIPMENT	CHANGE OF QUARTERS (STA #)
Full Assignment	Tosa Engine Tosa Engine	Tosa Ladder	Tosa Rescue Tosa Meds	Tosa Car-2		none

MABAS BOX ALARM:

ALARM LEVEL	ENGINES	TRUCKS	EMS	CHIEFS	SPECIAL EQUIPMENT	CHANGE OF QUARTERS (STA #)
BOX	Tosa Engine	Elm Grove	West Allis ALS Tosa Rescue Tosa Rescue City of Brookfield	Tosa FD Staff Brookfield	Tosa R-33 3-Private Ambulance	North Shore BLS (1) Butler Engine (2) Town of Brook. Truck (3)
2 ND	Tosa Engine	Town of Brookfield	Milwaukee ALS Elm Grove North Shore Hales Corners	North Shore	Mitchell Int. Airport- Rescue 9	Greenfield Engine (1) South Milwaukee Truck (3) Greendale EMS (3)
3 RD	Greenfield	South Milwaukee	Milwaukee ALS West Allis BLS Town of Brookfield Greendale	West Allis	Oak Creek C.P.	St. Francis Engine (1) Oak Creek Truck (3) Cudahy EMS (3)
4 TH	St. Francis	Oak Creek	Franklin ALS Meno. Falls New Berlin Cudahy	New Berlin	Emerg. Gov.	Waukesha Engine (1) Pewaukee Truck (3) Tess Corners EMS (3)
5 TH	City of Waukeesha	Pewaukee	North Shore ALS Tess Corners City of Waukesha West Allis	Oak Creek		North Shore Engine (1) Meno. Falls Truck (3) St. Francis EMS (3)
INTERDIVISIONAL REQUEST	1ST CHOICE Division 102			2ND CHOICE Division 106		3RD CHOICE Division 101

INFORMATION: Change of quarters:

- (1) = 1463 Underwood Ave. MABAS Knox Box at front south door.
- (2) = 4187 North Mayfair Road MABAS Knox Box at front door.
- (3) = 10525 Watertown Plank Road. MABAS Knox Box at front door.

DEPARTMENT NAME: Cudahy	BOX ALARM TYPE: HAZARDOUS MATERIALS	EFFECTIVE DATE: May 10, 2006	MABAS DIVISION: 107
BOX ALARM #: 14-6	LOCATION OR AREA: Cudahy	AUTHORIZED SIGNATURE:	

LOCAL DISPATCH AREA:


ALARM LEVEL	ENGINES	TRUCKS	SQUADS	EMS	HAZ-MAT TECHS/TEAMS	CHIEFS	SPECIAL EQUIPMENT	CHANGE OF QUARTERS (STA #)
STILL	Cudahy 1462 Cudahy 1463							
Code 1	Cudahy 1461	Cudahy 1474		Cudahy 1488 Cudahy 1487	Cudahy	Cudahy	Command 1489 Spec Ops Trailer 1499	St. Francis on call their station S. Milwaukee on call their station

MABAS BOX ALARM: Contact/Emergency Government

ALARM LEVEL	ENGINES	TRUCKS	SQUADS	EMS	HAZ-MAT TECH/TEAMS	CHIEFS	SPECIAL EQUIPMENT	CHANGE OF QUARTERS (STA #)
BOX	St. Francis 440th	Oak Creek	MED 10			St. Francis Oak Creek		Franklin Engine (2) Greenfield Engine (1)
2 ND					Milwaukee		Emergency Government	
3 RD								
4 TH								
5 TH								
6 TH								
7 TH								
INTERDIVISIONAL REQUEST	1ST CHOICE		2ND CHOICE		3RD CHOICE			

INFORMATION:

Change of quarters (1) = 4626 S. Packard Ave. (One Block North of Layton Ave. & Packard Ave.) MABAS Knox Box inside front door.
 Change of quarters (2) = 3115 E. Ramsey Ave. (Corner of Barland Ave. & Ramsey Ave.) MABAS Knox Box at front door.




Communications

Communications Advocacy Statements

1. Radio Interoperability
2. Radio License
3. Transmitter Power Limitations
4. MABAS Alerting
5. Medical Helicopter
6. CTCSS Tone






Communications

Communications Advocacy Statements

7. Statewide Radio License
8. Radio Technician Guidelines
9. Website Management
10. IFERN Frequency Use
11. MABAS Dispatch List Serve
12. Inter-Divisional Box Alarms





Communications

Communications Recommended Practices

1. IREACH-Tollway Operations (Doesn't apply to Wisconsin)
2. Tactical Frequency Use Guideline (WI version)
3. Box Alarm Cards
4. Emergency/Evacuation Tone

www.mabas.org


www.mabasradio.org



Communications


- Interagency Fire Emergency Radio Network
 - Mutual Aid Dispatch Channel
 - Incident Command to MABAS Dispatcher
 - Incident Command to Local Dispatcher
 - Incident Command to Staging
 - Responding Units to MABAS Dispatcher
 - Frequency of 154.265 MHz (CTCSS 210.7 Hz)
 - Two-Tone Encoding for Alert Receivers
 - Tone A: 1082.0 Hz Tone B: 701.0 Hz
 - Referred to as the Mutual Aid Frequency or:

IFERN



Communications

- Each MABAS Division designates a Primary MABAS Dispatch Center and a Back-up MABAS Dispatch Center.
- Each MABAS Dispatch Center must have paging capability for the MABAS alerting tones.
- All MABAS alarms are transmitted via, toned out and dispatched on IFERN.



Communications

- IFERN2
 - Frequency of 154.3025 MHz (CTCSS 67.0 Hz)
 - Future Alternate Dispatch Channel
 - Will Be Used During Disaster Operations by Statewide Response Teams
 - Is a 12.5 kHz NARROW-BAND Channel
 - Radio Equipment Must Be Narrow-Band Capable

IFERN2



Communications

- Fireground (Tactical) Operations Frequencies

- Low Power – 10 watts Maximum
- Tactical/Task Coordination at the Incident Scene

• Fireground RED	153.830 MHz	69.3 Hz
• Fireground WHITE	154.280 MHz	74.4 Hz
• Fireground BLUE	154.295 MHz	85.4 Hz
• Fireground GOLD*	153.8375 MHz	91.5 Hz
• Fireground BLACK*	154.2725 MHz	94.8 Hz
• Fireground GRAY*	154.2875 MHz	136.5 Hz

* Frequencies are NARROW-BAND.




Wisconsin NIMS Tactical Radio Channel Guideline

Recommended channel assignments for specific functions at mutual aid incidents.

Wisconsin NIMS Frequency Use Plan 2006

<u>Function</u>	<u>Primary</u>	<u>Alternate</u>
IC to Local Dispatcher	Local Dispatch	
IC to MABAS Dispatcher	IFERN	
Staging	IFERN	
Scene/First Due Companies	FG Red	FG Gold
Interior/Fire Companies	FG Red	FG Gold
Operations Officer	FG Red	FG Gold
Safety Officer	FG Red	FG Gold
RIT Team(s)	FG Red	FG Gold
Accountability	FG Red	FG Gold
Water Supply	FG Red, FG Blue	FG Gold, FG Gray
Aerial Ladder Operations	FG Red, FG Blue	FG Gold, FG Gray
Logistics	FG White	FG Black
Public Information Officer	FG White	FG Black
Liaison Officer(s)	FG White	FG Black
Support Functions	FG White	FG Black
Extrication & Manpower	FG Red	FG Gold
Triage Sector	EMS C	
Treatment Sector	EMS C	
Transport to Ambulances	IFERN	
Transport to Medical Control	EMS B	EMS A
Helicopter Landing Zone	MARC2	EMS C
Technical Response Team Entry	MARC3	
Technical Response Team Ops	MARC4	
Haz-Mat Officer	FG Red	FG Gold
Haz-Mat Resource	MARC3	
Haz-Mat Entry/Backup	MARC3	
Divemaster/Dive Operations	FG Blue	FG Gray
Boat Operations	FG Blue	FG Gray
Base Camp Operations	IFERN2	
Fire Operations	FG Red	FG Gold
EMS Operations	EMS C	
Interdisciplinary Coordination	MARC1, MARC2	
Investigations	Local	
Evacuation	MARC4	
Traffic Control	WISPERN	
SAR Team Liaison	NATSAR	



Division 107 Milwaukee County

**Uses a combination of 800 MHz
and VHF**

- Trunked Frequencies


MABAS 800

Common Fire 1

Common Fire 2

Common Fire 3






Division 107 Milwaukee County

MABAS 800 is the equivalent of IFERN for Milwaukee County only !


- Trunked Frequencies
 - MABAS 800
 - Mutual Aid Dispatch Channel
 - Incident Command to MABAS Dispatcher
 - Incident Command to Local Dispatcher
 - Incident Command to Staging
 - Responding Units to MABAS Dispatcher



Division 107 Milwaukee County

The simplex channels are shared with Waukesha County Division (106)

- Simplex 800 MHz Frequencies
 - Red
 - White
 - Blue




MOBEXCOM Cross band Repeater

Also known as VEHICULAR REPEATER SYSTEM (VRS)

WHAT IT DOES

A VRS unit links radios on VHF high band (154 MHz) to radios on 800 MHz, allowing the radios to talk directly to each other.






MOBEXCOM Cross band Repeater

Also known as VEHICULAR REPEATER SYSTEM (VRS)

WHAT IT DOES

In Milwaukee County, VRS units are set up for use with existing VHF fire ground channels and new 800 MABAS fire ground channels.






MOBEXCOM Cross band Repeater

WHAT IT DOES

VHF channels can be linked to the simplex 800 MHz fire ground channels known as

RED
WHITE
BLUE






MOBEXCOM Cross band Repeater

Also known as VEHICULAR REPEATER SYSTEM (VRS)

WHEN IT'S NEEDED

A VRS unit is needed when Fire Departments bring radios of different frequency bands to the scene of an incident. .





MOBEXCOM Crossband Repeater


Also known as VEHICULAR REPEATER SYSTEM (VRS)

WHEN IT'S NEEDED

VRS unit is not needed if all departments at the scene have radios on the same frequency band.


This happens when mutual aid companies bring along radios that match the operating band of the stricken community.






Requesting a Box Alarm

- When do you need to request a MABAS Box Alarm?
 - When the situation exceeds the stricken department's capabilities.
 - Problems associated with "piecemeal" mutual aid:
 - Overloads Incident Commander
 - Overloads Local Dispatcher
 - Overlooks Closer or More Appropriate Apparatus
 - Messes-up Change of Quarters or MABAS Alarm
 - Encourages Self-Dispatching




Requesting a Box Alarm

- Procedure:
 - IC Determines Need for Mutual Aid
 - IC Determines Appropriate Box Alarm Number and Level of Alarm Required
 - IC Determines Level II Staging Area
 - IC Advises Local Dispatcher that MABAS is being Activated
 - IC Switches Mobile Radio to IFERN and Contacts MABAS Dispatcher to Request the Box Alarm



Requesting a Box Alarm


- Information the MABAS Dispatcher will require from the IC:
 - Name of Department Requesting Alarm
 - Authority Requesting Alarm
 - Box Alarm Number
 - Level of Alarm Requested (Box, 2nd, 3rd)
 - Nature & Location of Incident
 - Location of Level II Staging Area



Requesting a Box Alarm


- Let's listen to an actual radio request:






Requesting a Box Alarm

- Incident Commander and Staging Officer must continuously monitor the IFERN frequency.
- IC must continuously monitor the primary fireground frequency.
- Command to Dispatch radio traffic occurs on the IFERN frequency.
- Fireground (scene) operations communications occur on Fireground (tactical) frequencies.




MABAS Dispatcher

- Monitors IFERN frequency at all times.
- Acknowledges request for Box Alarm and confirms with the IC the Box Number, Alarm Level Requested, Nature & Location of Incident and Location of Level II Staging.
- Locates Requested Box Alarm Card
- Prepares to Dispatch Alarm



MABAS Dispatcher


- Dispatching the Box Alarm
 - Review Appropriate Box Alarm Card(s)
 - Activate MABAS Tones on IFERN
 - Announce Box Alarm:
 - Department Requesting Alarm
 - Box Alarm Number & Level Requested
 - Departments Due to Respond by Apparatus Type
 - Change of Quarters Companies by Apparatus Type



MABAS Dispatcher

- Here's a Box Alarm dispatch:





MABAS Dispatcher

- Let's listen to another Box Alarm request and dispatch:






MABAS Dispatcher


- Let's listen to a Box Alarm upgrade:






MABAS Dispatcher

- Continues to Monitor Incident
 - Acknowledge Responding Companies
 - Ensure correct departments are responding with correct apparatus.
 - If department responds with wrong equipment – correct situation over the radio.
 - Fill-in for unavailable apparatus from next level of alarm.
 - Assist IC with notifications and other typical dispatch activities.




Local Dispatcher

- Monitors IFERN Frequency
 - Base Radio
 - Alert Monitor Receiver
- Copies MABAS Dispatch Information
- Confirms Need for Local Response
- Dispatches Appropriate Local Unit(s) on Normal Dispatch Frequency
- Acknowledges Response




Responding Companies

- Notify Local Dispatcher on local frequency when Responding.
- Switch Mobile Radio to IFERN Frequency.
- Notify MABAS Dispatcher:
 - Department Name
 - Apparatus Type
 - Radio Signature (optional)
 - Town Name Responding To
- Monitor IFERN for additional information or instructions.




Arriving at Staging

- Notify MABAS Dispatcher when arriving at staging.
 - Department Name, Apparatus Type, Radio Number
- Report to Staging Officer in Person
 - Bring Passport
- If no Staging Officer has been assigned, first company in staging assumes role of Staging Officer until relieved by IC or given another assignment.




Staging Officer

- Tracks Companies in Staging Area
- Communicates with IC via IFERN
- Assigns Companies to Divisions or Groups when requested by IC
- Companies switch to assigned Fireground Frequency when leaving Staging Area



Striking Out Box Alarm


- IC determines that the incident is under control and no further equipment will be required.
- IC requests that the MABAS Dispatcher “Strike-Out” alarm via IFERN.
- MABAS Dispatcher activates MABAS tones on IFERN frequency.
- MABAS Dispatcher announces that the Box Alarm has been struck.



Striking Out Box Alarm


- Let's listen in again:






It's Not Over Yet!

- MABAS Dispatcher continues to monitor IFERN frequency until all mutual aid companies return from the incident and change-of-quarters.
- Companies advise MABAS Dispatcher when they are returning.
- When all mutual aid companies have returned, IFERN frequency is cleared and dispatch operations return to primary frequency.



It's Not Over Yet!


- A critique of the incident and/or after action report is a great idea.
- Invite responding departments as well as the MABAS Dispatcher(s).
- Learn from the experience – the next MABAS Box Alarm will run even smoother!




Additional Information

www.mabas.org

www.mabasradio.org




Questions?




Additional Information

Chief Paul Maplethorpe
Greater Round Lake (IL) F.P.D.
Co-Chair MABAS Communications
847-546-6001
chief@roundlakefire.org



Additional Information

Chief Paul Guilbert
Pleasant Prairie (WI) Fire Dept.
President, Wisconsin MABAS
262-694-8027
cppfr@plprairiewi.com



Additional Information


Chief Bill Bouma

Mt. Pleasant (WI) Fire Dept.

MABAS Communications Committee

262-554-8812

WBouma@mtpleasantwi.gov



Good Luck!

Now Let's Practice